







Holy Cross Catholic Primary School

CURRICULUM INFORMATION

YEAR 3 Autumn Term 2



Subject	What are we learning?	How can you help at home?
English 	<p>In our English journey, we are focusing on the book 'The Twits', by Roald Dahl. We will be exploring the 'disgusting' characters and the awful tricks they get up to. We will be learning how to create dialogue, and then use this new grammar knowledge to write our own trick for the Twits.</p> <p>Later this term, we will be using the text 'Coming Home' by Michael Morpurgo to write a narrative poem.</p>	<p>Encourage your child to talk about the story. What can they remember? Can they retell any of the story? Can they remember what tricks the Twits played on each other?</p> <p>Practise spellings with your child at home - play games, use written practise or verbally practise the weekly spellings sent home.</p>
Reading 	<p>Linking to our English writing text, we will be studying the book 'The BFG' by Roald Dahl. We will be making predictions about what might happen, and about what might happen next. We will also be drawing inferences about the different character, discussing how they behave and why. We will summarise what happens in the different chapters and talk about what effect the author's word choices have on the reader.</p>	<p>Read frequently with your child - practise their pace, fluency and encourage them to read with expression. Ask your child a range of questions whilst reading together. Can they predict what might happen from details stated and implied?</p> <p>Write down their amazing efforts in their reading records. We love to see any reading children so at home!</p>
Maths 	<p>In maths, we are continuing to focus on addition and subtraction, working towards adding and subtracting 2-digit and 3-digit numbers with exchanges. Once this unit is completed we will be moving onto multiplication and division. We will write and calculate mathematical statements for multiplication and division using the tables that we know, including for 2-digit numbers times 1-digit numbers, using mental methods and progressing to formal written methods.</p>	<p>Encourage your child to practise their maths knowledge. Support them to practise their addition and subtraction, using written methods and mental maths strategies (e.g. using known number facts like doubles and near doubles, multiples of tens). Support children to practise multiplication and division skills through formal written methods and doing mental calculations.</p> <p>Continue to practise times tables facts, this can be done on the Times Tables Rockstars website: https://ttrockstars.com/</p>
RE 	<p>In RE, we are continuing to learn about Catholic Social Teaching, to answer the key question of, 'What does it mean to be a steward of Creation?'</p> <p>This unit explores links between Catholic Social Teaching and the Gospels. We will be thinking particularly about the Christian duty to value all as a child of God and show them dignity and respect. We will also be finding ways to support others through CAFOD. Our key scriptures are: Genesis 1:26-31 and Matthew 25:31-46. Once we finish this unit we will be focusing on advent.</p>	<p>Encourage your child to think about ways they could help look after our world. Can they think of ideas to save waste and energy?</p>









Holy Cross Catholic Primary School

CURRICULUM INFORMATION

YEAR 3 Autumn Term 2



Subject	What are we learning?	How can you help at home?
Topic 	<p>Our topic this half term is a local history study on the development of boat building. We will be finding out all about the rich history of boat building on the Isle of Wight, particularly in East Cowes, and Cowes.</p>	<p>Perhaps you could have a look online at some of the history around boat building on the Island. We would love to see any research you do at home.</p> <p>Maybe you could take a walk down to the seafront to see what different types of boat you can spot.</p>
Science 	<p>In Science, we are looking at 'Super Scientists and Inventors'.</p> <p>We will be focusing on the discoveries of Archimedes around physics and water. We will also be looking at the science around hovercraft travel.</p>	<p>At home, discuss the importance of fueling our body with nutritional foods, try making healthy meals and document them to share with the class. Encourage your child to research the circulatory system to aid understanding of key vocabulary. We would love to celebrate any hard work done at home.</p>
Art & DT 	<p>In DT this half term, we will be research and developing healthy snacks. We will be discussing what healthy eating means and identifying food groups. We will be looking at fat, oil, salt and sugar contents of foods. We will look at a range of recipes to decide if recipes are healthy, and if not, how they could be changed to be made healthier.</p>	<p>Encourage your child to identify healthy choices when choosing snacks. Can you think of a range of healthy foods?</p> <p>If you do any healthy cooking or baking at home, please send us a picture.</p>
PE 	<p>Children should come into school wearing their P.E kits. They will be doing PE outside for most of the time so please ensure your child is dressed accordingly. When the weather gets very cold and wet, PE will take place in the hall.</p> <p>Our PE day is WEDNESDAY</p>	<p>Please make sure your child has full PE kit.</p> <ul style="list-style-type: none"> • Jewelry is not allowed. • Long hair should be tied back. • For safety reasons, one small stud earring per ear. <p>Go Noodle and BBC Super Movers are great websites to get moving indoors!</p>
PSHE 	<p>We are continuing on our topic 'Being Created and Loved by God'. It is rooted in the teaching that we are made in the image and likeness of God.</p> <p>The aim is to encourage an understanding of ourselves and the importance of valuing ourselves as the basis for personal relationships.</p>	<p>Discuss with your child how they value themselves - what is it that makes them special?</p> <p>Encourage them to share thoughts on what makes them special and why they should value themselves.</p>
Music 	<p>In music we will be introducing the children to learning about the language of music through playing the glockenspiel.</p>	<p>Practise singing with your child. Listen to Bacharach Anorak and Meet The Blues at home and help your child to learn and understand the songs compositions.</p> <p>Support your child in learning Christmas carols.</p>





Holy Cross Catholic Primary School

CURRICULUM INFORMATION

YEAR 3 Autumn Term 2



Subject	What are we learning?	How can you help at home?
	Our musical learning will also be centred around learning Christmas carols. The children will have the opportunity to sing a wide range of carols, focusing on careful pitch and pulse.	
French 	Once we have finished our current topic, we will be moving on to 'All About Me'. We will learn to understand and follow instructions. We will learn to name parts of the body, identify colours and talk about what we are wearing.	Practise the French words and phrases with your child, recap these throughout the term to aid their fluency and recall.
Homework 	For Homework this term, we are prioritising the key skills children need to underpin their learning: Reading, Spelling and Times Tables, in addition to English and Maths. <ul style="list-style-type: none"> Please ensure your child reads at least 5 times per week and that this is recorded in their reading record. The expectation in Year 6 is for children to begin to read and record their reading more independently, however, it is also an expectation that your child reads to an adult at home at least once per week. I will aim to read with your child at least once per week. Children need to bring their reading record into school every day. <ul style="list-style-type: none"> Spellings should be learned daily and will be tested weekly. Practise times tables and the related division facts daily using Times Tables Rockstars – your child should have brought this home already. 	